

# 外国留学生新生报到流程

## International Student Registration Process

各位留学生同学，为方便大家办理新生报到的相关手续，学校提供了自助办理和现场办理两种途径以供选择，请详细阅读以下说明：

Dear international students, for your convenience, we offer two options for freshmen registration which are online and on-site registration. Please read the following instructions in detail:

### 自助办理报到流程

#### Online Registration

办理时间：8月27日-8月30日，留学生抵达中国后可进行办理

Registration time: Aug.27 – Aug.30 (You may register upon arriving in China)

步骤一：安装“留学北大”App

#### Step 1: Install Study In PKU App


1、扫描以下二维码安装程序

Scan the QR code and install the App



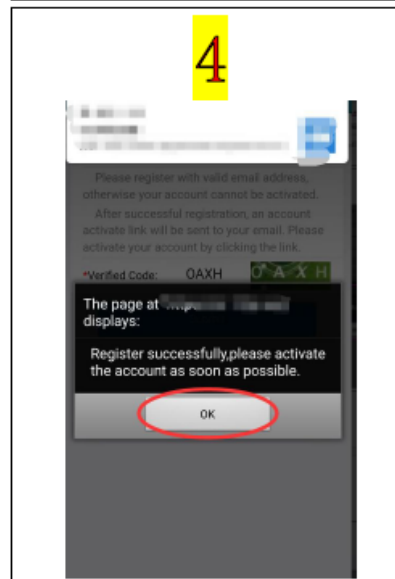
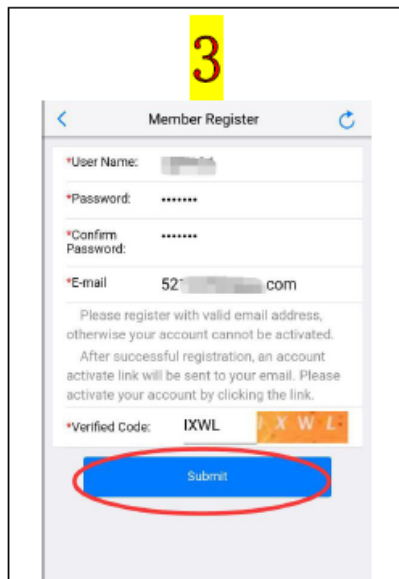
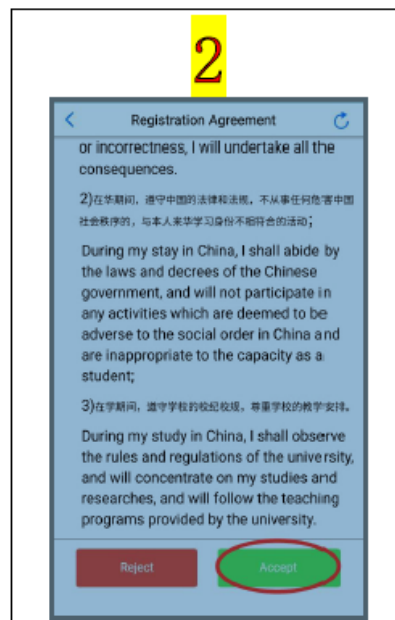
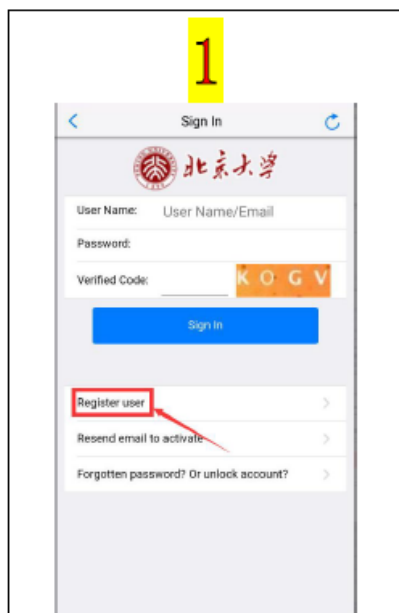
2、点击红框内图标，扫描以下二维码进入“留学北大”学生管理系统

Click on the icon inside the box, scan the QR code, start the International Student Service System



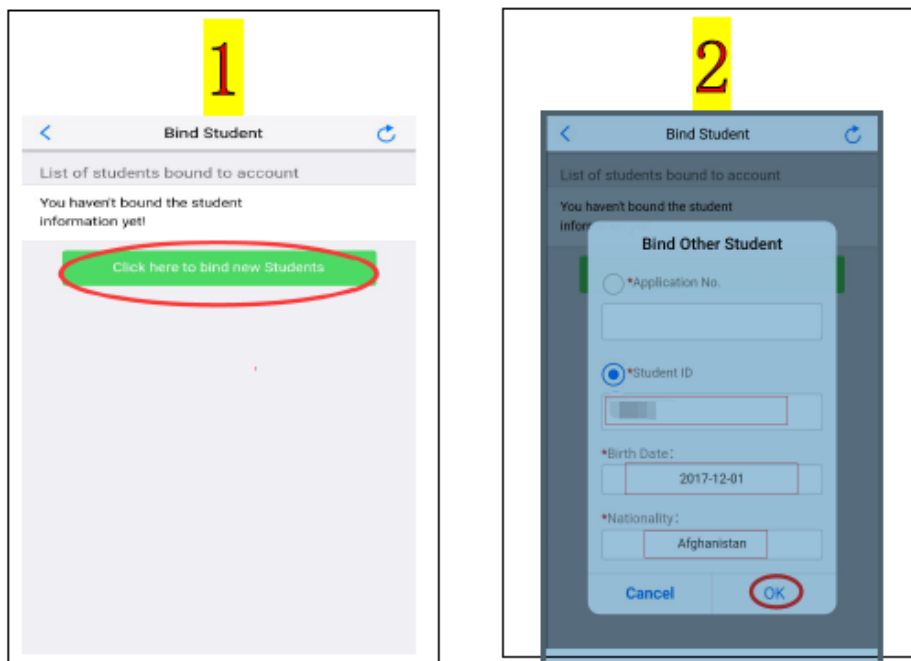
3、注册新账号或输入入学申请时使用的用户名及密码，

Register a new account or enter the username and password of your application.

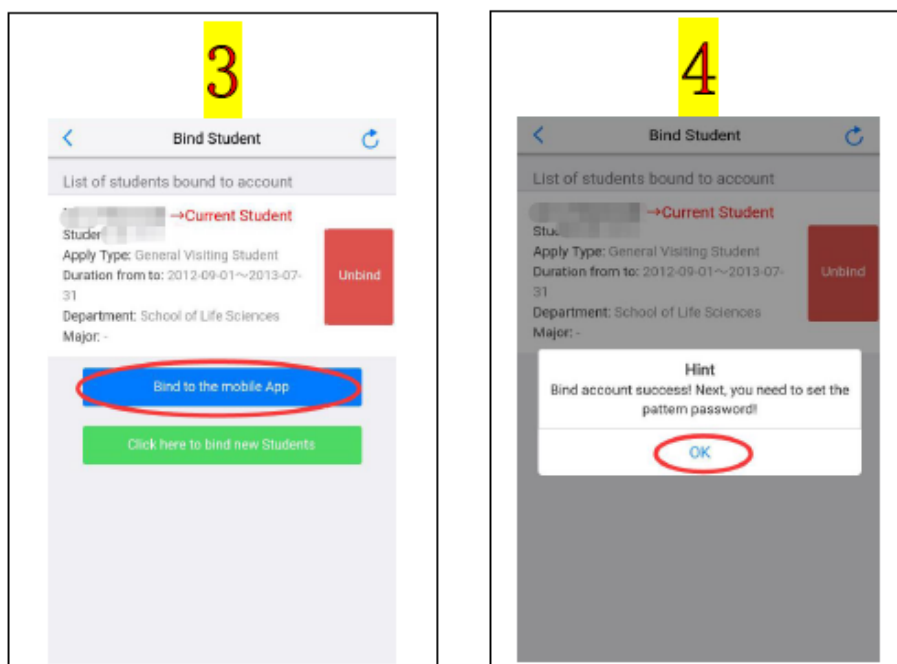


4、进入自助办理系统, 并与学号绑定。

login on to the online registration system, link your student ID .



#### 4、绑定到手机APP

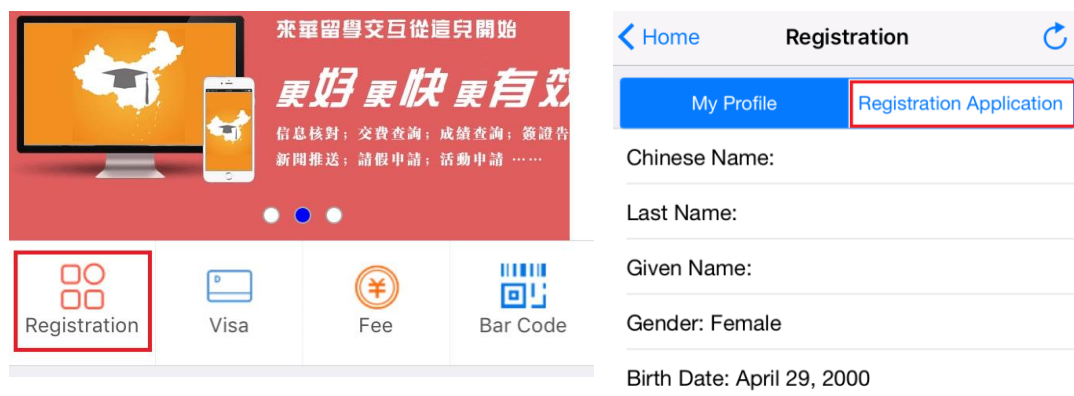


步骤二：核对和填写个人信息

#### Step 2: Verify and fill in personal information

1、依次选择“注册”和“注册申请”，进行在线注册

Choose the first option “Registration” , then choose ”Registration Application”



來華留學交互從這兒開始

更好更快更有效

信息核對：交費查詢：成績查詢：簽證告  
新聞推送：請假申請：活動申請……

Registration Visa Fee Bar Code

Registration Application

Chinese Name:

Last Name:

Given Name:

Gender: Female

Birth Date: April 29, 2000

2、核对中英文名字、出生日期、护照号码等信息。如有信息错误，请修改。填写个人签证信息、当前住宿地址、手机号码和邮箱等信息。

Verify your Chinese and English name, birth date, passport number, address in Beijing, mobile phone number and other pertinent information. Modify the wrong information. Provide your personal visa information, address in Beijing, mobile phone number and email address.



Back Registration Application(1/7)

Basic Information

Chinese Name:

Last Name:

Given Name:

Gender:

☐ Male

☒ Female

Birth Date:

Nationality:

Previous Next

3、如更改护照号码，请上传护照首页照片

If you need to change your passport number, please upload a photo of the first page of your new passport

[Back](#) **Registration Application(2/7)** [↻](#)

### Change Passport Information

Passport No.:

Passport Expiry Date:

2021-06-06

upload first page of new passport

please upload the first page of new passport (page with your photo)

Take Photo

Photo Library

Delete

Previous

Next

3、上传中国签证页及含有本次入境时间的护照页照片

		中华人民共和国外国人居留许可 FOREIGN RESIDENCE PERMIT FOR FOREIGNER IN THE PEOPLE'S REPUBLIC OF CHINA		000000000 <b>CHINA</b>	
		姓名 Full Name		ZHENGJIAN, YANGBEN	
		性别 Sex		F	
		出生日期 Date of Birth		1990.06.01	
		护照号码 Passport No.		E00000000	
		居留事由 Purpose for Residence		学习	
		居留至 Valid for Residence until		2017.05.31	
		签发日期 Date of Issue		2016.06.01	
		签发地点 Place of Issue		北京	
		备注 Observations			

#### 4、所有步骤完成后，提交变更申请

Submit the application after all steps are completed.

联系人电话: +603 8656 0492 >

联系人Email: siewkuan2012@gmail.com >

##### 银行卡信息(仅奖学金生)

银行卡号: >

银行卡姓名: >

##### 在华住宿信息

住宿类型: >

住宿地址: >

房间电话: >

提交变更申请

#### 步骤三：等待审核结果、完成报到手续

##### Step 3: Wait for approval and complete the registration

留学生办公室将会审核你的信息，通过后会发送给你一封确认邮件，接下来你需要办理如下事项：

The International Student Division (ISD) will review your submission; upon approving, the ISD will send you a confirmation email. The following steps include:

1、持录取通知书前往新太阳学生中心 329 房间留学生办公室领取校园卡

Present your admission letter to the ISD (Room 329, New Sun Student Center) to obtain your campus card

2、学位生应当于 9 月 3 日前往院系接待站报到

Degree students are also required to register at Department Orientation Reception on Sep.3

3、请认真阅读邮件中的其他重要内容，并根据通知办理居留许可

Please read the other important information in the email carefully and apply for the residence permit based on the information provided.

## 现场办理报到流程

### On-site registration procedure

办理时间：8月29日至30日（具体请见录取通知书）

Registration date: Aug.29–Aug.30 (Please refer to your admission letter for further details)

地点：北京大学新太阳学生中心一层大厅

Venue: the first floor, New Sun Student Center, Peking University

步骤一：前往地下一层 B101 房间领取等位号

Step 1: Pick up a queue number in room B101

步骤二：持录取通知书和护照前往一层大厅报到注册

Step 2: Proceed to the first floor and present your passport and admission letter for registration

步骤三：完成报到手续

Step 3: Complete the registration

你将会收到一封报到完成的确认邮件，接下来你需要办理如下事项：

You will then receive a confirmation email, and the following are the remaining steps:

1、持录取通知书领取校园卡

Present your admission letter to obtain your campus card

2、学位生应当于9月3日前往院系接待站报到

Degree students are also required to register at Department Orientation Reception on Sep.3

3、请认真阅读邮件中的其他重要内容，并根据通知办理签证。

Please read the other important information in the email carefully and apply for the residence permit based on the information provided.

*注：如已通过自助办理方式完成报到注册，可直接前往留学生办公室领取校园卡。*

*If you have completed the registration online, you may proceed directly to the ISD to obtain your campus ID.*